

# Chestnut room




**KEEP IT ON  
CAMPUS**  
↑



**This is Chestnut room.**



**We hang our coats and bags on a named peg outside the room in the corridor.**




**This is where we can sit together for group times, stories and activities.**



**We love role play**





**We use this area to relax, rest or talk about our feelings.**

**Sometimes we might like to spend quiet time on our own.**

**There are many places for us to learn and explore.**



**We can be inventive in the construction area.**



**Arts and crafts are fun.  
We are very creative here.**



**We have our meals and snacks at the tables.**



**We help to wash up afterwards.**




**This is the bathroom where we use the toilet and wash our hands.**



**We all have a 'family group' colour and a key person that we do activities with. What colour group will you be in?**



There is a lot to explore in the outdoor play area.





We use these areas of the garden to do some of our forest school activities when we are not going to the actual forest.



**We have a lot of other opportunities at nursery that include.....**

**'Forest school' sessions.**



**Walks on campus.**



**The sports centre.**



Here are some of the people that will look after you....



**Ana**  
(Room Senior)



**Jo**



**Emily**



**Natalie**



**Dan**  
(Senior Forest School Practitioner)



**Teresa**  
(SENCO and Nursery Senior)